

- ASN – Advised Shipping Notification



ASN – Advised Shipping Notification Training Document



- ASN – Advised Shipping Notification

Training document: Structure & Overview

What is it?	
This document will guide users through general information and specific topics and serves as a handbook for further functionalities by using “Use Cases” as guidance.	
What is a Use Case?	
A use case illustrates possible functionalities and provides step-by-step guidance.	
How are Use Cases structured?	
Use Cases include one slide with main information as overview, followed by a detailed click guide.	
Use Case Overview	Overview of the use case content including description, content, notes, and screenshot
Headline	A brief introduction to the use case
System View	Shows screenshots for the related step
Click Guide	Detailed guidance through the functionalities
Note	Relevant information to the use case

Example for: Structure, Use Cases and Click Guide

• POM – Purchase Order Management

New Purchase Order Arrived for Suppliers Without Portal Access

Use Case Overview

Overview

Dear Mr. Huber,

Your order is available for you in the Knorr-Bremse supplier portal.

Please confirm the order soon.

Link: [https://www.knorr-bremse.com/portal/confirm_order.asp?order_id=123456789](#)

Customer: 4567890123456789

Product: 123456789

If you have any questions please do not hesitate to contact us.

Use Case Description

The supplier received an email about a new order but has no access to the supplier portal.

• Login to view order

Purchase Order Management & Processing

- Purchase Order Overview
- Purchase Order Access & Processing
- New Purchase Order
- Access the Supplier Portal with Portal Access
- View Existing Purchase Orders
- Confirm Purchase Order
- Confirm Purchase Order Changes

New Purchase Order Arrived for Suppliers Without Portal Access

The supplier received an email about a new order but does not have access to the supplier portal.

Dear Mr. Huber,

Your order is available for you in the Knorr-Bremse supplier portal.

Please confirm the order soon.

Link: [https://www.knorr-bremse.com/portal/confirm_order.asp?order_id=123456789](#)

Customer: 4567890123456789

Product: 123456789

If you have any questions please do not hesitate to contact us.

Questions? We are happy to help!

Search for us


Knorr-Bremse

The supplier received an email about a new order but does not have access to the supplier portal:

1. You have received an email with the header "New Order (Order No.) available" from us.
2. To login, use the login data provided in the email to access the order.
3. Once you are logged in, you will see the order. To confirm orders or order changes, please refer to Use Cases "Confirming Orders" and "Confirming Order Changes".

JAGGAER Connect CVS | June 2025 34

*Visible functions/buttons may differ depending on the roles & rights assigned

 KNORR-BREMSE

JAGGAER Connect CVS | June 2025 2

- ASN – Advised Shipping Notification

ASN Training Document Content & Use Cases

Call-off Selection	Create & Advise a Delivery Note	Packaging with Scheme	Printing	Review Advised Delivery Notes
Supplier Portal Access & Call-off Selection <ul style="list-style-type: none"> ■ Login to the Supplier Portal and access the Worklist ■ Select a single order/multiple call-offs for delivery note creation 	Create & Advise a Delivery Note <ul style="list-style-type: none"> ■ Create a delivery note after selecting one or more call-off(s) ■ Enter information on base level ■ Advise the delivery note 	Select Scheme & Configure Packaging <ul style="list-style-type: none"> ■ Use a packaging with scheme coming from SAP, configure it and review handling units before advising the delivery note 	Print Advised Delivery Note & Packaging Datasheet (Slip) <ul style="list-style-type: none"> ■ Print the advised delivery note ■ Print the packaging datasheet (slip) 	Review Advised Delivery Notes <ul style="list-style-type: none"> ■ Access the list of all advised delivery notes

Order Selection

In this chapter we will see...

- Supplier Portal Access & Call-off Selection

- ASN – Advised Shipping Notification

Supplier Portal Access & Call-off Selection

Use Case Overview

Overview

KNORR-BREMSE

Worklist

Call Offs

Displaying 1-2 of 2 (0 selected) | 40

<input type="checkbox"/>	Status	Order no.	Positi...	Materi...	Qu...	C...	U...	Delivery address	Delivery da...	Plant	Inc...	Created	Curr...	Plant name	Or...	Adv...
<input type="checkbox"/>	Confirmed	45034168111L	00010	K000026...	40,00	ST		KNORR-BREMSE S/N GmbH, 94501 Alder	2025-04-22	1051	FCA	2025-04-16 14:	EUR	KNORR-BREMS Y001		0,00
<input type="checkbox"/>	Partly deliv	4503416918	00010	K002923...	40,00	ST		KNORR-BREMSE S/N GmbH, 94501 Alder	2025-04-22	1051	FCA	2025-05-12 14:	EUR	KNORR-BREMS Y001		0,00

Reset

Create Delivery Note

Add to Delivery Note

Delivery Note

Use Case Description

Learn how to select call offs for delivery note creation.

- Supplier Portal Access
- Single call-off selection
- Multiple call-off selection

Notes

Supplier View

Call-off Selection

Supplier Portal Access & Call-off Selection

Create & Advise a Delivery Note

Packaging with Scheme

Printing

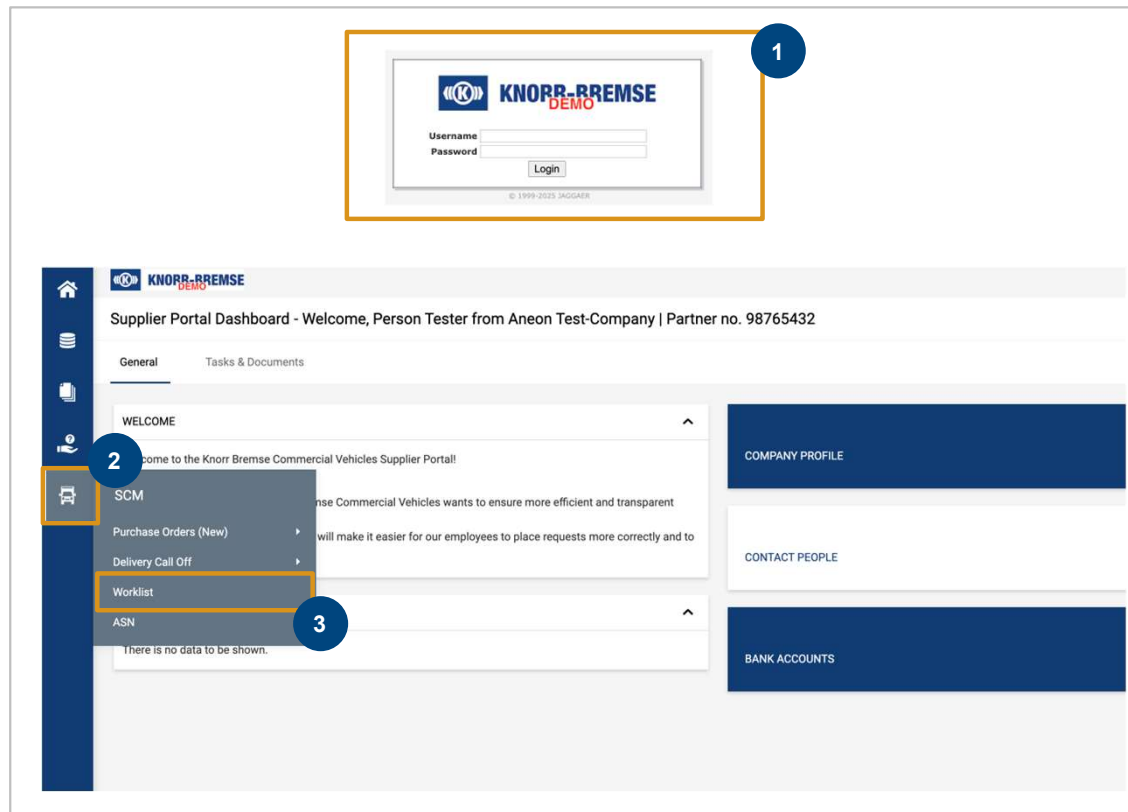
Review Advised Delivery Notes

Support

- ASN – Advised Shipping Notification

Supplier Portal Access & Call-off Selection

How to select orders for delivery note creation



Supplier View

How to select orders for delivery note creation:

1. Login to the “supplier portal” using this link:
https://app11.jaggaer.com/portals/kb_truck/#home/dashboard/1145031
2. Click on the icon for “SCM”
3. Click on “Worklist”. The worklist shows the next possible and confirmed order positions per contract.

Call-off Selection

Supplier Portal Access & Call-off Selection

Create & Advise a Delivery Note

Packaging with Scheme

Printing

Review Advised Delivery Notes


Support

- ASN – Advised Shipping Notification

Supplier Portal Access & Call-off Selection

How to filter for orders

1



2

3

4

Worklist

NEW FILTER

Add Criteria

lookup criteria

Contract no.

Delivery call off no.

delivery_call_off_item_disposition_id

Delivery call off (ID)

Position

55011997PB

160

00010

15.00C 2.339; PC...

3131...

111841

Seen...

COL

collect

2025-05-05 13:18

Apply

Reset

Delivery Note

Add to Delivery Note

Worklist

NEW FILTER

Add Criteria

lookup criteria

Contract no.

Delivery call off no.

delivery_call_off_item_disposition_id

Delivery call off (ID)

Position

55011997PB

160

00010

15.00C 2.339; PC...

3131...

111841

Seen...

COL

collect

2025-05-05 13:18

Apply

Reset

Supplier View

How to filter for orders:

1. Click this filter icon to display the filter criteria you can use for the search
2. Click on this button to view all possible filter criteria
3. Select the filter criteria you want to apply
4. Click this button to apply the filter criteria to the search of the order list

Info: The worklist shows the next possible and confirmed order position per contract.

Call-off Selection

Supplier Portal Access & Call-off Selection

Create & Advise a Delivery Note

Packaging with Scheme

Printing

Review Advised Delivery Notes

Support

- ASN – Advised Shipping Notification

Supplier Portal Access & Call-off Selection

How to select a single order for delivery note creation

Supplier View

Worklist

NEW FILTER

Add Criteria

Call Offs

Displaying 1-1 of 1 (1 selected) | 40

<input checked="" type="checkbox"/>	Contract no	Delivery...	Position	Q...	Q...	U...	P...	Material	S...	Incoterm 1	Incoterm 2	Created
<input checked="" type="checkbox"/>	55011997PB		160	00010	15.00K	2.339	PC...	3131... 111841	Seen...	COL	collect	2025-05-05 13:18

Add to Delivery Note

Delivery Note

O-Ring
55011997PB
594
calloff

Create Delivery Note

Work List: Orders

Displaying 1-6 of 6

Create delivery note

Are you sure that you want to create a delivery note?

Create Cancel

<input type="checkbox"/>	Order no.											
<input type="checkbox"/>	4503416812L											
<input type="checkbox"/>	450312312LJ											
<input type="checkbox"/>	450312312LJ	Confirme	00020	1051	2026-04-09			FCA		ST		

How to select a single order for delivery note creation:

1. Select the order position by clicking the checkbox
2. Click here to add the call-off to the delivery note
3. Click on this button to create the delivery note
4. Confirm the creation of the delivery note

Call-off Selection

Supplier Portal Access & Call-off Selection

Create & Advise a Delivery Note

Packaging with Scheme

Printing

Review Advised Delivery Notes

Support

■ ASN – Advised Shipping Notification

Supplier Portal Access & Call-off Selection

How to select multiples orders for delivery note creation

Supplier View

1

Status	Order no.	Posit...	Mat...	Quant...	Co...	Unit	Delivery address	Delivery d...	Pla...	Inc...	Cre...	Curr...	Plant...	Order...	Adv...
Confirmed	4503416811LJD	00010	K000026	40,00		ST	KNORR-BREMSE SFG GmbH, 94501	2025-04-22	1051	FCA	2025-04-11	EUR	KNORR-BR Y001		0,00
Partly deli	4503416918	00010	K002923	40,00		ST	KNORR-BREMSE SFG GmbH, 94501	2025-04-22	1051	FCA	2025-05-11	EUR	KNORR-BR Y001		0,00

2

Add to Delivery Note

3

Create Delivery Note

4

Create delivery note

Are you sure that you want to create a delivery note?

Create Cancel

Delivery Note

O-Ring

55011997PB

594

calloff

- How to select multiple orders for a delivery note creation:**
- If you want to select multiple orders at once, the following criteria must be identical:
- Plant
 - Address
 - Shipping instructions
 - Incoterms 1&2
1. Select all orders that should be within the same delivery note
 2. Click here to add the call-offs to the delivery note
 3. Click on this button to create the delivery note
 4. Confirm the creation of the delivery note

Call-off Selection
Supplier Portal Access & Call-off Selection
Create & Advise a Delivery Note
Packaging with Scheme
Printing
Review Advised Delivery Notes
Support

Create & Advise a Delivery Note

In this chapter we will see...

- Create & Advise a Delivery Note

- ASN – Advised Shipping Notification

Create & Advise a Delivery Note

Use Case Overview

Overview

Home

Database

Documents

Help

Printer

KNORR-BREMSE

DEMO

Edit Delivery Note

General

Items

Notify

BASE DATA

Delivery note no.: 1315567

Delivery address: KNORR-BREMSE Sfn GmbH

Vendor no.: 98765432 Aneon Test-Company

Shipping instructions:

Plant: 1051

Delivery date (ETA): 2025-05-22

Handover date (ETD): 2025-05-08

Goods Worth (Order): EUR 120,00

Goods Worth (Total): EUR 120,00

Supplier View

Use Case Description

Learn how to create and advise a delivery note.

- Create a delivery note
- Enter information on header data
- Advise a delivery note

Notes

- The use of a packaging scheme is not mandatory

- Call-off Selection
- Create & Advise a Delivery Note
- Create & Advise a Delivery Note
- Packaging with Scheme
- Printing
- Review Advised Delivery Notes
- Support

- ASN – Advised Shipping Notification

Create & Advise a Delivery Note

How to enter the delivery note information on header and item level

Supplier View

Call-off Selection

Create & Advise a Delivery Note

Create & Advise a Delivery Note

Packaging with Scheme

Printing

Review Advised Delivery Notes

Support

How to enter the delivery note information on header and item level:

After selecting a call-off this view of the delivery note will appear. Please provide the header (base) information first:

1. Provide all relevant information:

- Delivery note no.
- Handover date (ETD)

2. Optionally, click on the tab "Items" to continue. (see use case "Packaging scheme")

The use of a packaging scheme is not mandatory. If you don't want to use it, please skip step 2 from above and continue on the next slide.

■ ASN – Advised Shipping Notification

Create & Advise a Delivery Note

How to advise / send a delivery note

Supplier View

KNORR-BREMSE

Edit Delivery Note

General Items

BASE DATA

Delivery note no.: 1315567

Delivery address: KNORR-BREMSE S/N GmbH

Vendor no.: 98765432 Aneon Test-Company

Shipping instructions:

Plant: 1051

Delivery date (ETA): 2025-05-22

Handover date (ETD): 2025-05-08

Advise delivery note

Do you really want to advise this delivery?

Advise Close

How to advise / send a delivery note:

After providing all relevant information, the delivery note is ready to be advised:

1. Click on this icon to advise the delivery note
2. Confirm the sending of the delivery note

Afterwards, a notification will be sent to the buyer.

Call-off Selection

Create & Advise a Delivery Note

Create & Advise a Delivery Note

Packaging with Scheme

Printing

Review Advised Delivery Notes

Support

Packaging with Schemes

In this chapter we will see...

- Select Scheme & Configure Packaging

Select Scheme & Configure Packaging

Use Case Overview

Supplier View

Overview

Handling unit / Delivery slip

INFORMATION

Delivery note number: 1315220

Position: 1

Material number: K002923

Quantity to deliver: 40

Quantity already used in handling units: 0

Quantity not used in handling units: 40

SELECT PACK SCHEME

Packaging scheme number	Tys	#	Quantity	Gross weight	Net weight
31547				0,00	0,00
PCS9053-03-FR				0,00	0,00
Dummy					

CONFIGURE

Number:

Target quantity:

Quantity per HU:

Number of first handling unit:

Batch:

Gross weight:

Packaging type:

Automatically

Manually

Handling unit generation

Reset

Delete Selected HUs

Edit change

HANDLING UNITS

#	Name	Position	Quantity	Gross weight	Net weight	Charge
---	------	----------	----------	--------------	------------	--------

Use Case Description

Learn how to start the packaging process and using a packaging scheme

- Select items for packaging with scheme
- Select the packaging scheme
- Configure packaging scheme
- Advise delivery note

Notes

- Call-off Selection
- Create & Advise a Delivery Note
- Packaging with Scheme
- Select Scheme & Configure Packaging
- Printing
- Review Advised Delivery Notes
- Support

- ASN – Advised Shipping Notification

Select Scheme & Configure Packaging

How to select items for packaging with packaging scheme

KNORR-BREMSE

DEMO

Edit Delivery Note

+

2

General

Items

Displaying 1-1 of 1 (0 selected) | 40

1 of 1

<input type="checkbox"/>	Delivery not...	Quantity	Position	Material no.	Position	Unit	Status	Created
<div><div>1</div><div><input checked="" type="checkbox"/></div></div>	23453252	10,00	1	281-24666-510...	00010	PC	Prepared for deli	2025-07-02

How to select items for packaging with packaging scheme:

1. Select the item(s) that you want to select for packaging
2. Click on this icon to select the packaging scheme

Supplier View

Call-off Selection

Create & Advise a Delivery Note

Packaging with Scheme

Select Scheme & Configure Packaging

Printing

Review Advised Delivery Notes

Support

■ ASN – Advised Shipping Notification

Select Scheme & Configure Packaging

How to start the packaging process using a packaging scheme

Handling unit / Delivery slip

INFORMATION

Delivery note number: 1315220
Position: 1
Material number: K002923
Quantity to deliver: 40
Quantity already used in handling units: 0
Quantity not used in handling units: 40

1

SELECT PACK SCHEME

Packaging scheme number	Tys	#	Quantity	Gross weight	Net weight
31547				0,00	0,00
PC59053-03-FR				0,00	0,00
Dummy					

CONFIGURE

Number:

Target quantity:

Quantity per HU:

Number of first handling unit:

Batch:

Gross weight:

Packaging type: ☒ Automatically
☐ Manually

Handling unit generation

Reset

Delete Selected HUs

Edit charge

HANDLING UNITS

#	Name	Position	Quantity	Gross weight	Net weight	Charge
---	------	----------	----------	--------------	------------	--------

Supplier View

How to start the packaging process using a packaging scheme:

After selecting the delivery item(s) that should be packed, the system shows the schemes that are available for the material and plant:

1. Select the packaging scheme that should be used

Info: The packaging schemes are provided by SAP. They are provided based on a combination of supplier, material and scheme number. Each packaging scheme also includes the handling units on multiple levels.

- Call-off Selection
- Create & Advise a Delivery Note
- Packaging with Scheme
- Select Scheme & Configure Packaging
- Printing
- Review Advised Delivery Notes
- Support

■ ASN – Advised Shipping Notification

Select Scheme & Configure Packaging

How to configure and complete the packaging

Supplier View

Handling unit / Delivery slip

▼ INFORMATION

Delivery note number: 1315220
Position: 1
Material number: K002923
Quantity to deliver: 40
Quantity already used in handling units: 0
Quantity not used in handling units: 40

▼ SELECT PACK SCHEME

Packaging scheme number	Ty	#	Quantity	Gross weight	Net weight
31547				0,00	0,00
PC59053-03-FR				0,00	0,00
Dummy					

▼ CONFIGURE

Number: 1
Target quantity: 40
Quantity per HU: 40
Number of first handling unit:
Batch:
Gross weight:
Packaging type: ☒ Automatically ☐ Manually
Handling unit generation Reset

▼ HANDLING UNITS

#	Name	Position	Quantity	Gross weight	Net weight	Charge
---	------	----------	----------	--------------	------------	--------

How to configure and complete the packaging:

In the next step you can configure the packaging:

1. The deliveries can be packed automatically or manually using the scheme:
 - Using automated packaging, the deliveries are assigned to handling units using the rule defined in the scheme (from SAP).
 - In the manual mode the quantity per base unit can be changed.
2. Complete the packaging by generating the handling units
3. You can review the handling units here

Call-off Selection

Create & Advise a Delivery Note

Packaging with Scheme

Select Scheme & Configure Packaging

Printing

Review Advised Delivery Notes

Support

■ ASN – Advised Shipping Notification

Select Scheme & Configure Packaging

How to advise / send a delivery note

Supplier View

KNORR-BREMSE

Edit Delivery Note

General Items

BASE DATA

Delivery note no.: 1315567

Delivery address: KNORR-BREMSE S/N GmbH

Vendor no.: 98765432 Aneon Test-Company

Shipping instructions:

Plant: 1051

Delivery date (ETA): 2025-05-22

Handover date (ETD): 2025-05-08

1

KNORR-BREMSE

Edit Delivery Note

General Items

BASE DATA

Delivery note no.: 1315567

Delivery address: KNORR-BREMSE S/N GmbH

Vendor no.: 98765432 Aneon Test-Company

Shipping instructions:

Plant: 1051

Delivery date (ETA): 2025-05-22

Handover date (ETD): 2025-05-08

2

Advise delivery note

Do you really want to advise this delivery?

Advise Close

How to advise / send a delivery note:

After selecting the packaging scheme, please close the window and come back to this view.

1. Click on this icon to advise the delivery note

2. Confirm the sending of the delivery note

Afterwards, a notification will be sent to the buyer.

Call-off Selection

Create & Advise a Delivery Note

Packaging with Scheme

Select Scheme & Configure Packaging

Printing

Review Advised Delivery Notes

Support

Printing

In this chapter we will see...

- Print Advised Delivery Note & Packaging Datasheet (Slip)

Print Advised Delivery Note & Packaging Datasheet (Slip)

Use Case Overview

Supplier View


Customer:
Knorr-Bremse
Systeme für Nutzfahrzeuge GmbH
Moosacher Straße 80
80809 München
DE

Delivery address:
Bendix CVS LLC
1515 Riverfork Drive

46750 Huntington
US

Delivery note

Vendor number: 98765432
Supplier: Aneon Test-Company
Weihburggasse 40
1010 Vienna
AT


1315566

Delivery note 1315566 / 2023-03-03
receipt of goods: 2023-03-03
(Local time: 2023-03-03 00:00)

Pos.	Customer material number	Supplier Material Number	Qty Unit	Order number/Position	Order Nr. of Rec.
10	800370 (Single Check Valve)	AP50P50-00	0,00 PC	5501191628_TEST / 5501191628_TEST	

Use Case Description

Learn how to print a delivery note and packaging information.

- Print delivery note
- Print packaging datasheet (slip)

Notes

Call-off Selection

Create & Advise a Delivery Note

Packaging with Scheme

Printing

Print Advised Delivery Note & Packaging Datasheet

Review Advised Delivery Notes

Support

■ ASN – Advised Shipping Notification

Print Advised Delivery Note & Packaging Datasheet (Slip)

How to print an advised delivery note

KNORR-BREMSE

1

Edit Delivery Note

General Items

▼ **BASE DATA**

Delivery note no.: 1315566

Delivery address: Bendix CVS LLC

Vendor no.: 98765432 Aneon Test-Company

Shipping instructions:

Plant: 3135

Delivery date (ETA): 2023-03-03

Handover date (ETD):

Goods Worth (Order): EUR 0,00

Goods Worth (Total): EUR 0,00

▼ **DELIVERY HANDLING**

Incoterm 1: COL

Incoterm 2: DESTINATION,FREIGHT COLLE

Dangerous:

Customer:
Knorr-Bremse
Systeme für Nutzfahrzeuge GmbH
Moosacher Straße 80
80809 München
DE

Delivery address:
Bendix CVS LLC
1515 Riverfork Drive
46750 Huntington
US

Delivery note

Vendor number: 98765432
Supplier: Aneon Test-Company
Weihburggasse 40
1010 Vienna
AT

1315566

Delivery note 1315566 / 2023-03-03

receipt of goods: 2023-03-03 (Local time: 2023-03-03 00:00)

Pos.	Customer material number	Supplier Material Number	Qty	Unit	Order number/Position	Order Nr. of Rec.
10	800370 (Single Check Valve)	AP50P50-00	0,00	PC	5501191628_TEST / 5501191628_TEST	

Supplier View

How to print an advised delivery note:

After the delivery note was advised, the note can be printed:

1. Click on this icon to print the advised delivery note
2. A new window shows the print view of the advised delivery note

Info: If a material was selected which has the flags SC and/ or CC in SAP, a red triangle will appear on the delivery note

Call-off Selection

Create & Advise a Delivery Note

Packaging with Scheme

Printing

Print Advised Delivery Note & Packaging Datasheet

Review Advised Delivery Notes

Support

- ## Print Advised Delivery Note & Packaging Datasheet (Slip)

Supplier View

KNORR-BREMSE

TRAILER

Edit Delivery Note ◉

<⌵≡

GeneralItems

▼ BASE DATA

Delivery note no.:1315566

Delivery address:Bendix CVS LLC

Vendor no.:98765432 Aneon Test-Company

Shipping instructions:

Plant:
Bendix CVS LLC
1515 Riverfork Drive

Delivery date (ETA):
46750 Huntington

Handover date (ETD):

Goods Worth (Order):

Goods Worth (Total):

▼ DELIVERY HANDLING

Incometern 1:

Incometern 2:

Dangerous:

Packaging List

1

Package datasheet

Vendor number:0098765432
Supplier name:CONTROL DEVICES LLC
Delivernote number:1315566
Package number:
Delivery note date:03.03.2023

Gross weight:0,00kg
Dimensions (length x width x height):0,00cm x 0,00cm x 0,00cm

Barcode

00987654321315566

Pos.	Item number Reference	Item description	ordered quantity	Delivered quantity	MEH
1	800370 S501191628_TEST / <div><div>Barcode</div></div>	Single Check Valve Single Check Valve	0,000	0,000	PCE

Close windowPrint

→

2

After the delivery note was advised, the packaging datasheet (slip) can be printed:

1. Click on this icon to open the packaging datasheet (slip)
2. A new window shows the print view of the packaging datasheet (slip)

Info: If a material was selected which has the flags SC and/or CC in SAP, a red triangle will appear on the packaging datasheet (slip)

Create & Advise a Delivery Note

Packaging with Scheme

Printing

[Print Advised Delivery Note & Packaging Datasheet](#)

Review Advised Delivery Notes

Support

Review Advised Delivery Notes

In this chapter we will see...

- Review Advised Delivery Notes

- ## Review Advised Delivery Notes

Supplier View

Use Case Description

- Review advised delivery notes


Call-off Selection

Packaging with Scheme

Review Advised Delivery Notes

Review Advised Delivery Notes

Support

<div>  <div> <div>Delivery Notes: Advised</div> <div>Head Level ▾</div> </div> </div>								
<div> <div>Displaying 1-33 of 33 (0 selected) 40 ▾</div> <div> <div>1 of 1</div> <div>◀ ▶</div> </div> </div>								
<input type="checkbox"/>	Delivery note... ▾	Status	Delivery note...	Delivery date...	Handover da...	Plant	Incoterm 1	Created
<input type="checkbox"/>	1316239	Advised	3242412	2025-04-22	2025-06-25	1051	FCA	2025-06-25 14:50
<input type="checkbox"/>	1315665	Advised	01315665	2025-09-01	2025-11-01	3131		2025-05-15 11:50
<input type="checkbox"/>	1315567	Advised	1315567	2025-06-07	2025-05-08	1051	FCA	2025-05-08 15:00
<input type="checkbox"/>	1315566	Advised	1315566	2023-03-03		3135	COL	2025-05-08 13:49
<input type="checkbox"/>	1315486	Advised	13154PB	2023-03-22	2025-05-20	3131	COL	2025-05-05 13:33
<input type="checkbox"/>	1315484	Advised	1315484	2025-05-22	2025-05-20	1051	FCA	2025-05-05 12:47
<input type="checkbox"/>	1315483	Advised	1315483	2023-03-03	2025-05-12	3135	COL	2025-05-05 12:40
<input type="checkbox"/>	1315468	Advised	1315468	2025-04-22	2025-04-29	1051	FCA	2025-04-29 16:39
<input type="checkbox"/>	1315463	Advised	1315463	2025-04-22	2025-04-29	1051	FCA	2025-04-29 16:15
<input type="checkbox"/>	1315460	Advised	1315460	2025-05-23	2025-04-29	1051	FCA	2025-04-29 14:51
<input type="checkbox"/>	1315394	Advised	1315394	2025-04-25	2025-04-23	1051	FCA	2025-04-23 15:02
<input type="checkbox"/>	1315390	Advised	1315390	2025-04-25	2025-04-23	1051	FCA	2025-04-23 11:32
<input type="checkbox"/>	1315373	Advised	1315373	2023-03-03		3135	COL	2025-04-22 17:14
<input type="checkbox"/>	1315372	Advised	1315372	2023-03-03		3135	COL	2025-04-22 17:13
<input type="checkbox"/>	1315371	Advised	1315371	2023-03-03		3135	COL	2025-04-22 17:11

- ## Review Advised Delivery Notes

Supplier View

1. It displays all advised delivery notes
2. Click here to view the advised delivery note in more details, also it's positions.
3. The view can be changed from "head level" to "position level" to view the items.

- | |
|---------------------------------|
| Call-off Selection |
| Create & Advise a Delivery Note |
| Packaging with Scheme |
| Printing |
| Review Advised Delivery Notes |
| Review Advised Delivery Notes |
| Support |

- ASN – Advised Shipping Notification

Review Advised Delivery Notes

How to review advised delivery notes

Supplier View

How to review advised delivery notes:

Alternatively, you can access the list by following this path:

1. Click on the icon for "SCM"
2. Click "ASN"
3. Click "Advised Delivery Notes"

Call-off Selection

Create & Advise a Delivery Note

Packaging with Scheme

Printing

Review Advised Delivery Notes

Review Advised Delivery Notes

Support

